

MINI-PRESENTATION ON TURNOVER/OUTPUT FOR TECHNICAL TESTING AND ANALYSIS IN POLAND

**26th Voorburg Group Meeting
Newport, 19th-23rd September, 2011**

**Central Statistical Office of Poland
Trade and Services Division
Agnieszka Matulska-Bachura**

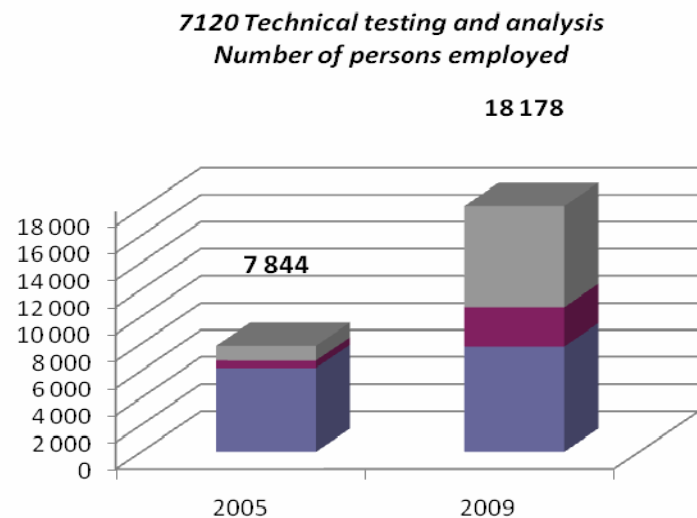
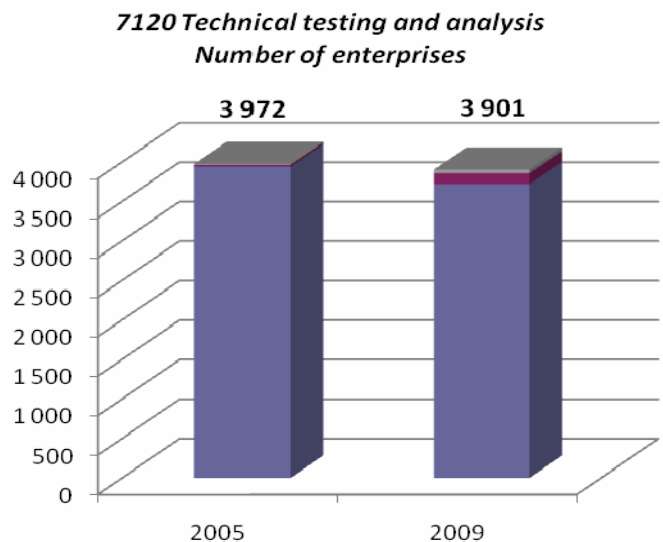
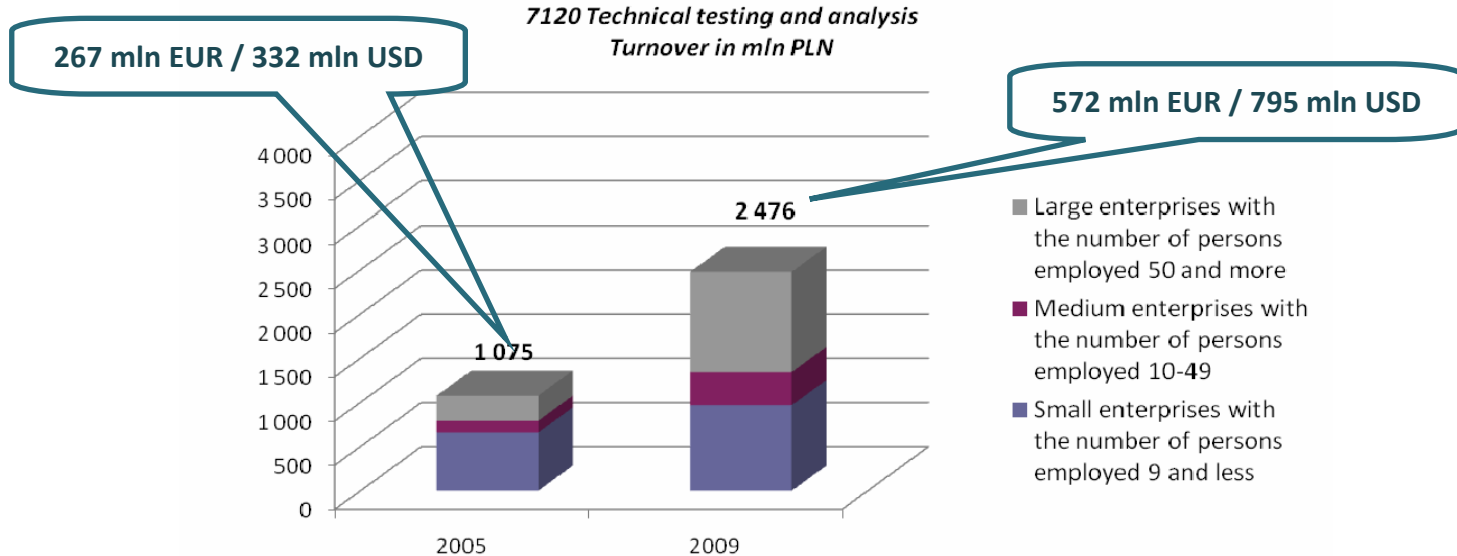


OVERVIEW

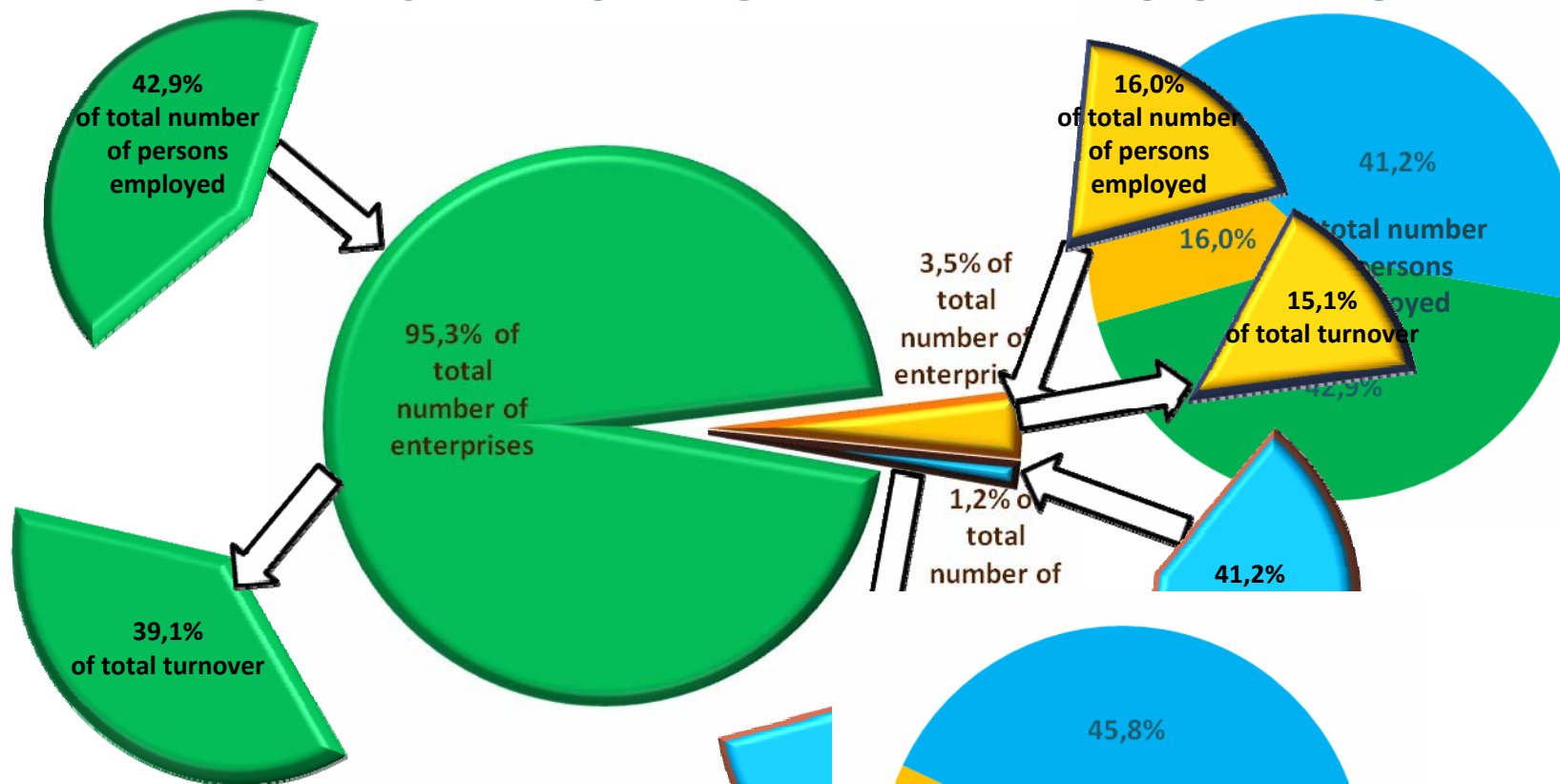
- Technical Testing and Analysis in Poland
- Classification
- Legal requirements concerning statistics on output of Technical Testing and Analysis
- Turnover for Technical Testing and Analysis – data sources
- Data dissemination
- Main challenges concerning the statistics on output of Technical Testing and Analysis



TECHNICAL TESTING AND ANALYSIS IN POLAND



TECHNICAL TESTING AND ANALYSIS IN POLAND



Legendy:

- Small enterprises with the number of persons employed 9 and less
- Medium enterprises with the number of persons employed 10-49
- Large enterprises with the number of persons employed 50 and more



TECHNICAL TESTING AND ANALYSIS IN POLAND

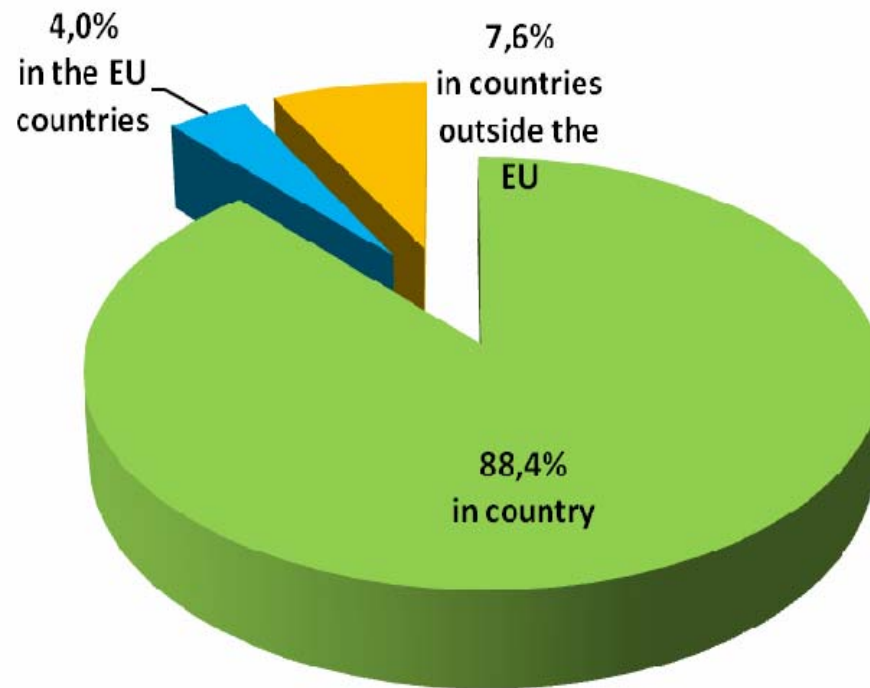
Structure of turnover by product in % in 2009

Total turnover	100,0
of which	
Technical testing and analysis services	70,0
of which	
Composition and purity testing and analysis services	9,9
Testing and analysis services of physical properties	12,8
Testing and analysis services of integrated mechanical and electrical systems	2,9
Technical inspection services of road transport vehicles	6,1
Other technical testing and analysis services	38,5
Other activities	30,0
in which	
Employment services	3,9
Waste collection, treatment and disposal services; materials recovery services	3,3
Repair and installation services of machinery and equipment	3,3



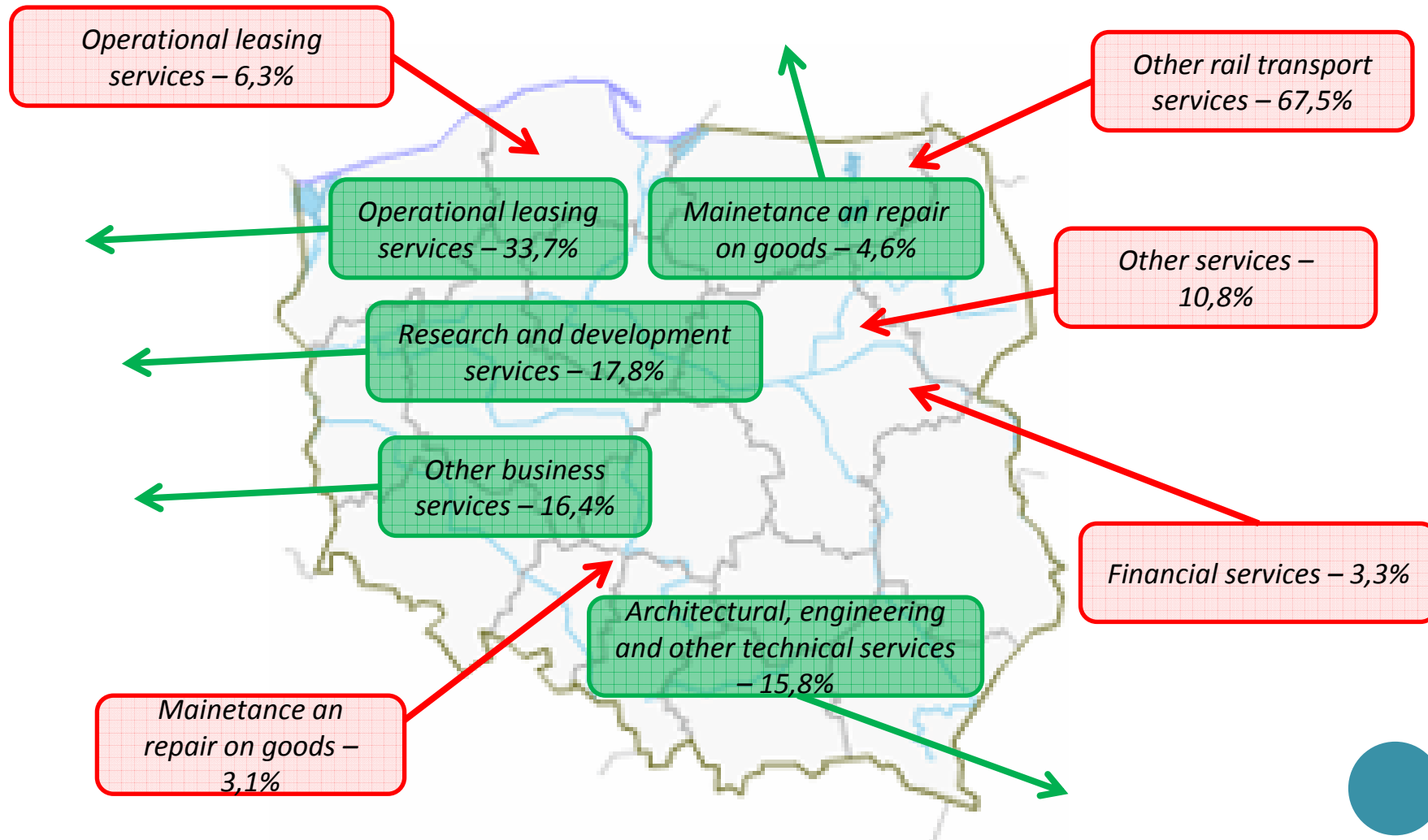
TECHNICAL TESTING AND ANALYSIS IN POLAND

Structure of turnover by residence of client in % in 2009



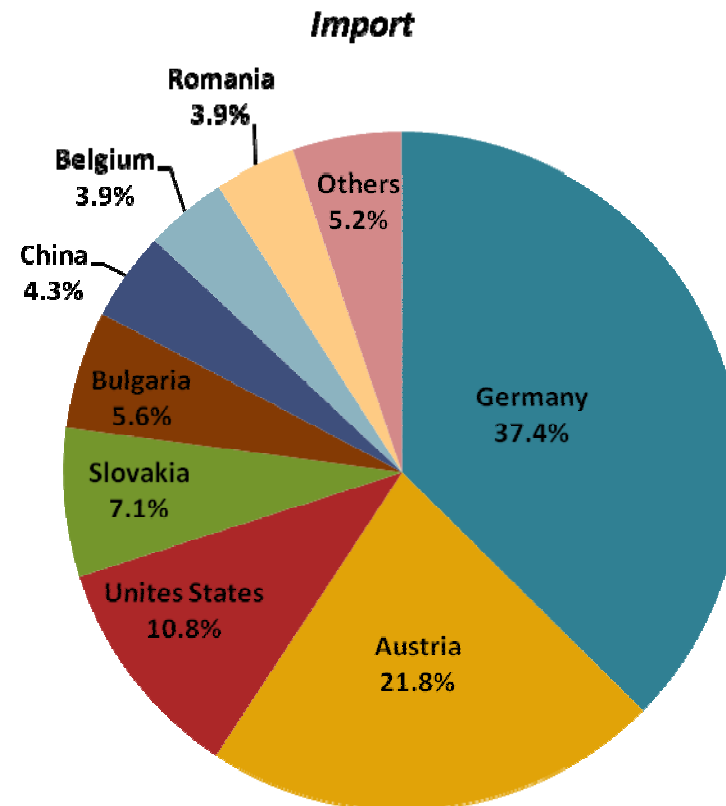
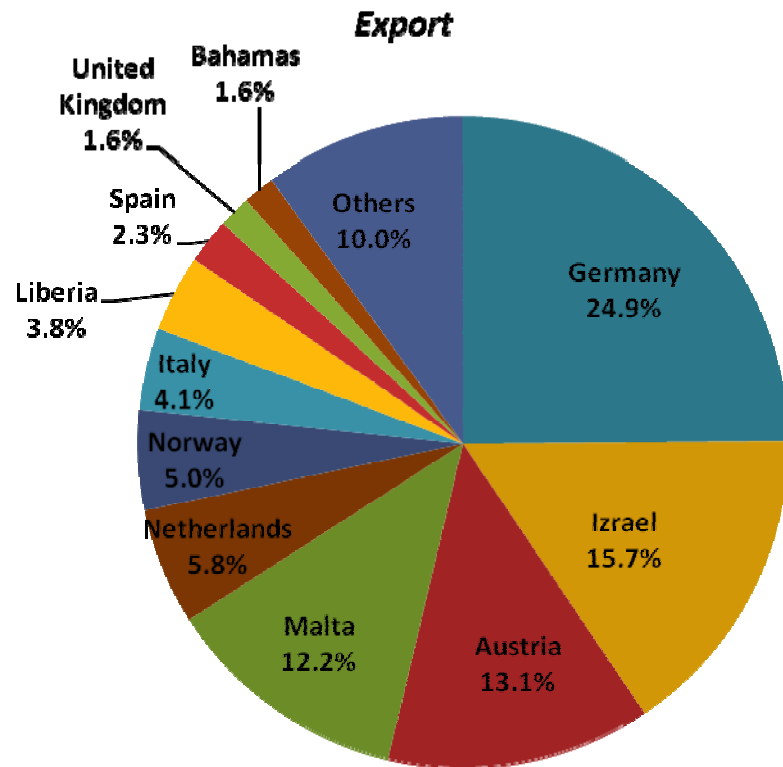
TECHNICAL TESTING AND ANALYSIS IN POLAND

International trade in services by type of service in 2009



TECHNICAL TESTING AND ANALYSIS IN POLAND

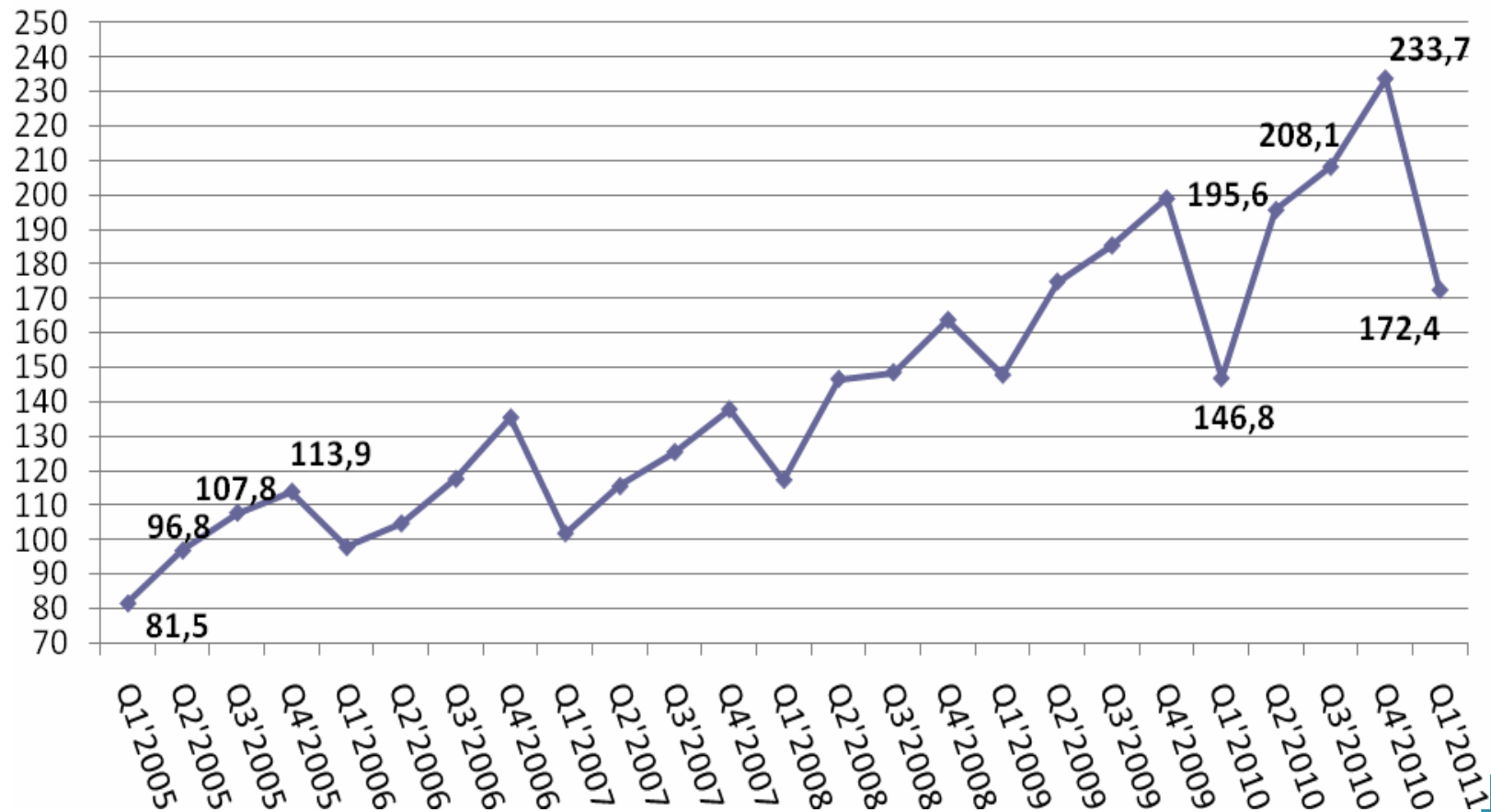
International trade in services by country of client-non-resident in 2009



TECHNICAL TESTING AND ANALYSIS IN POLAND

Quarterly indices of turnover for enterprises providing technical testing and analysis services (core activity) in 2009

average of 2005=100



CLASSIFICATION

PKD2007		NACE Rev.2		ISIC Rev.4	
Code	Description	Code	Description	Code	Description
M	Professional, scientific and technical activities	M	Professional, scientific and technical activities	M	Professional, scientific and technical activities
71	Architectural and engineering activities; technical testing and analysis	71	Architectural and engineering activities; technical testing and analysis	71	Architectural and engineering activities; technical testing and analysis
71.2	Technical testing and analysis	71.2	Technical testing and analysis	712	Technical testing and analysis
71.20	Technical testing and analysis	71.20	Technical testing and analysis	7120	Technical testing and analysis
71.20A	Food quality related testing and analysis				
71.20B	Other technical testing and analysis				



LEGAL REQUIREMENTS CONCERNING STATISTICS ON OUTPUT OF TECHNICAL TESTING AND ANALYSIS

Within the European Statistical System Poland is obliged to provide Eurostat with data on transport activity in alignment with the following regulations:

- Regulation (EC, EURATOM) No 58/97 of the Council of 20 December 1996 concerning structural business statistics and Regulation (EC) No 295/2008 of the European Parliament and of the Council of 11 March 2008 concerning structural business statistics
- Regulation (EC) No 1158/2005 of the European Parliament and of the Council of 7 July 2005 amending the Council Regulation (EC) No 1165/98 of 19 May 1998 concerning short-term statistics



SURVEYS ON TURNOVER FOR TECHNICAL TESTING AND ANALYSIS



Annual survey of enterprises (SP)
Census
Objective scope: all enterprises classified according to the NACE Rev.2 to the sections from B to S (with some exceptions) with the number of persons employed 10 and more.
Subjective scope: information included in financial reports: balance sheet and the profits and losses account. However, there are also collected additional information, for example number of persons employed, type of book-keeping system etc.

Survey of small enterprises (SP-3)
Representative survey – approx. 5% sample
Objective scope: enterprises classified according to the NACE Rev.2 to the sections from B to S (with some exceptions) with the number of persons employed 9 and less.
Subjective scope: some financial information included in financial reports: number of persons employed, etc.



26th Voorburg Group Meeting

Mini-presentation on Turnover/Output for Technical Testing and Analysis in Poland

Surveys on turnover for Technical Testing and Analysis

Questionnaire *SP Annual survey on enterprises*

Information on turnover/ revenues - Part II Section 2 Profits and losses account

Specification		Amount in thous. PLN	
0		1	
A Net revenues from sale and equal		01	
of which	Net revenues from sale of products	02	
	in that export sale	03	
	Change in the stock of products	04	
	Costs of products manufactured for own needs	05	
	Net revenues from sale of goods and materials	06	
	in that export sale	07	
B Costs of operating activity		08	
of which	Depreciation	09	
	Use of materials and energy	10	
	in that energy	11	
	External services	12	
	in that energy	13	
	External services	14	
	in that excise	15	

Specification		Amount in thous. PLN	
0		1	
B Costs of operating activity continuous.		16	
of which	Remuneration	17	
	in that on the basis of contract	18	
	Compulsory social securities and other	19	
	in that charges for compulsory social securities	20	
	in that expenditures on trainings of employees	21	
	Other kinds of expenditures	22	
	within that business travels	23	
	Value of sold goods and materials	24	
C1 Profits from operating activity		25	
C2 Losses from operating activity		26	
D Other operating revenues		27	
of which	Profits from selling non-financial fixed assets	28	
	Subsidies	29	
	



Surveys on turnover for Technical Testing and Analysis

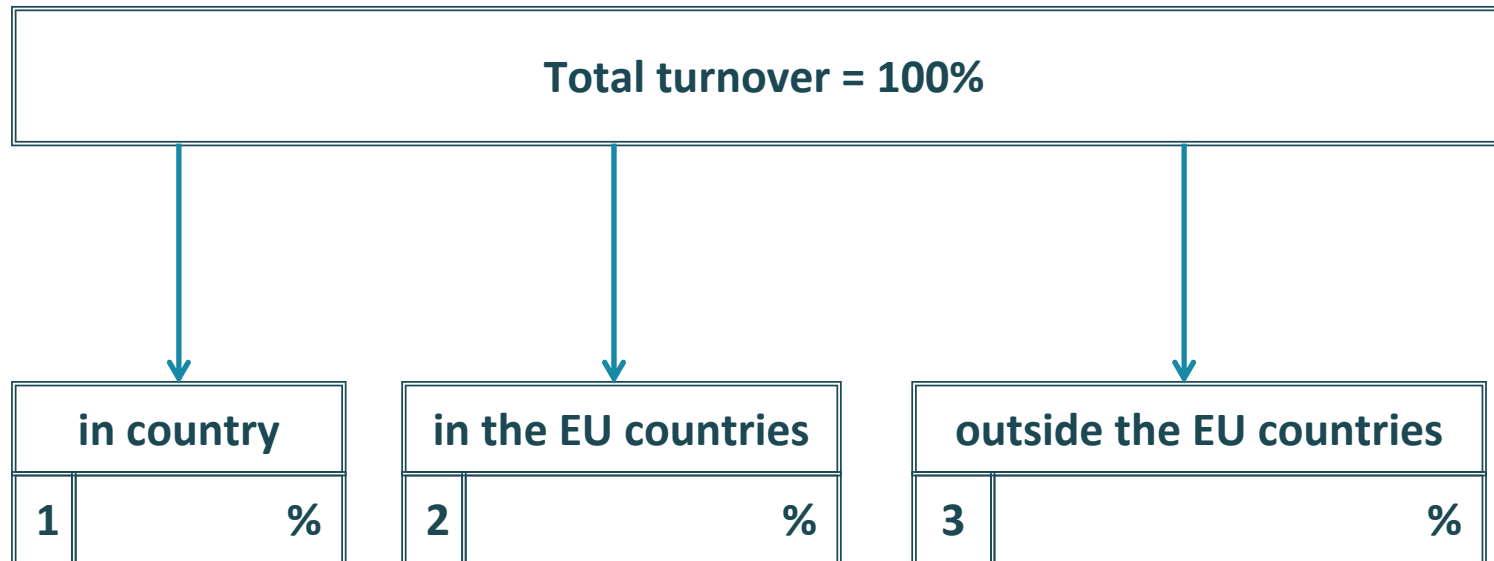
Questionnaire SP-3 Survey of small enterprises
Section 4 Revenues and costs from total activity of questionnaire in full PLN

A. Revenues from total activity	1	
B. Costs of total activity	2	
...



Surveys on turnover for Technical Testing and Analysis

Questionnaire BS Turnover of business services
Section 1. Structure of turnover by residence of client in %



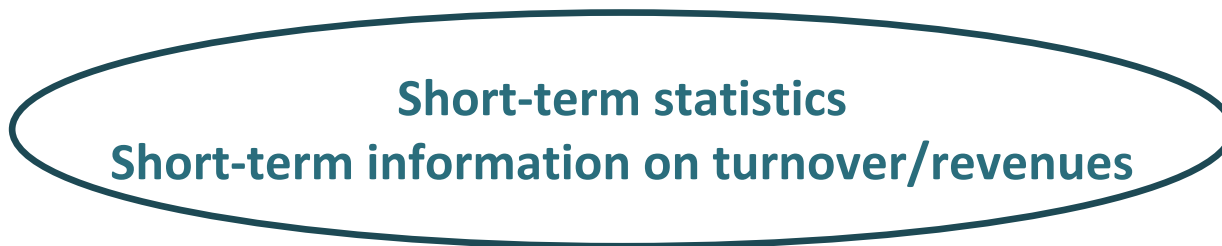
Surveys on turnover for Technical Testing and Analysis

Questionnaire BS Turnover of business services/Section 2-Tech. Turnover by product in thous. PLN

Specification		Code by PKWiU/ CPA2008	In thous. PLN
0		1	2
Total turnover	01		
of which			
Technical testing and analysis services	02	71.20.1	
of which			
Composition and purity testing and analysis services	03	71.20.11	
Testing and analysis services of physical properties	04	71.20.12	
Testing and analysis services of integrated mechanical and electrical systems	05	71.20.13	
Technical inspection services of road transport vehicles	06	71.20.14	
Other technical testing and analysis services	07	71.20.15	
Other activities	08		
in which			
	09		
	10		
	11		
	12		
Others – in specified above	13		



Surveys on turnover for Technical Testing and Analysis



Monthly report on economic activities (DG-1)

Representative survey: all enterprises with the number of persons employed 50 and more and the 10% sample of enterprises with the number of persons employed between 10 and

49

Subjective scope: basic information on the economic activity such as the revenues, costs, number of persons employed etc.



26th Voorburg Group Meeting
 Mini-presentation on Turnover/Output for Technical Testing and Analysis in Poland
Surveys on turnover for Technical Testing and Analysis

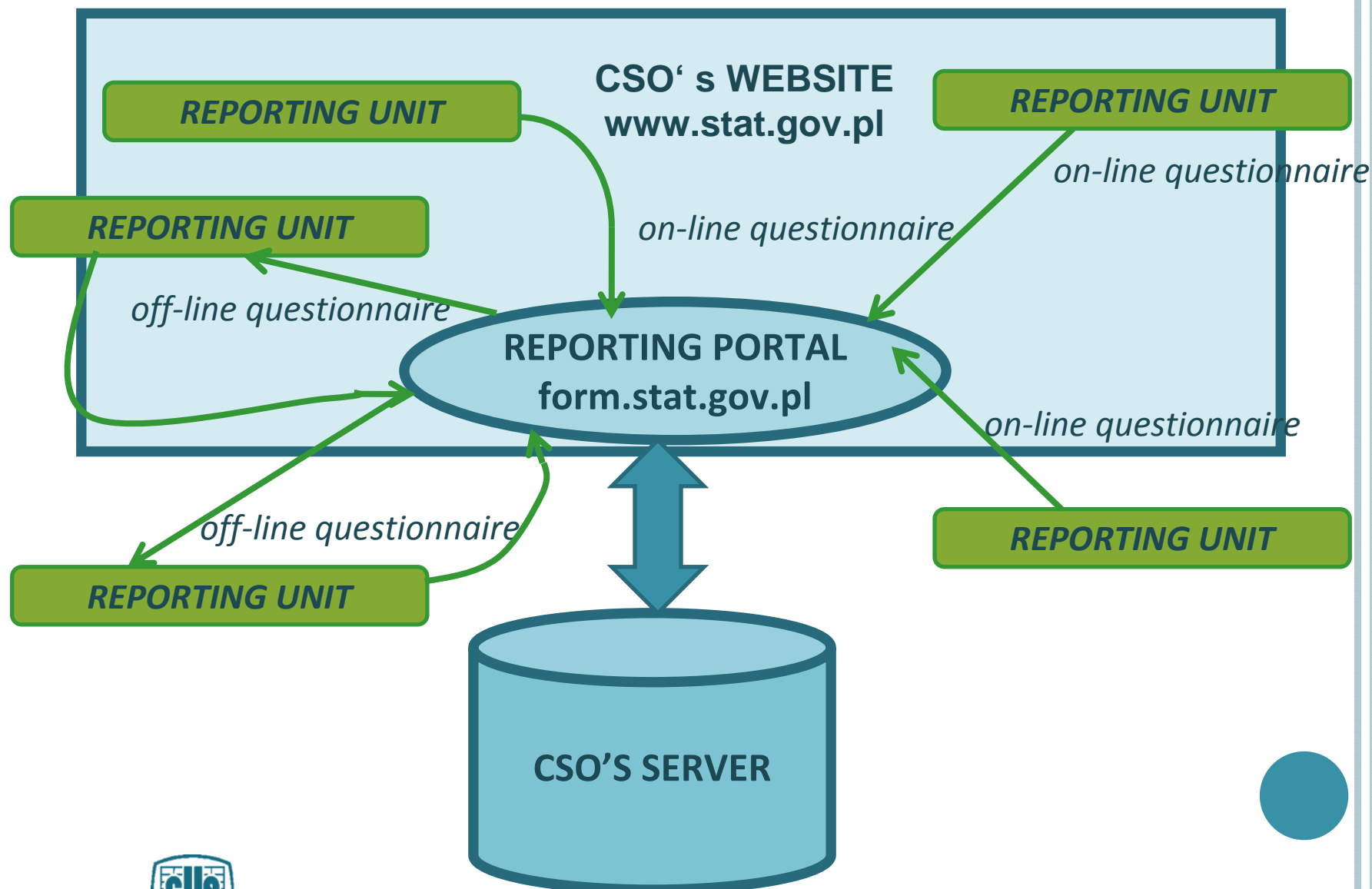
Questionnaire DG-1 Monthly report on economic activities
 Section 1 Basic information on the economic activity

Specification		In responding month	From the beginning of year
0		1	2
Net revenues from sale of products in thous. PLN	01		
in that from the construction activities made on your own within the territory of country (without the subcontracting)	02		
in that construction activities as a investments	03		
Value of manufactured products non-counted into the sale	04		
Net revenues from sale of goods and materials in thous. PLN	05		

Excise tax from goods from in-house production (producer) in thous. PLN	15		
Subsidies in thous. PLN	16		

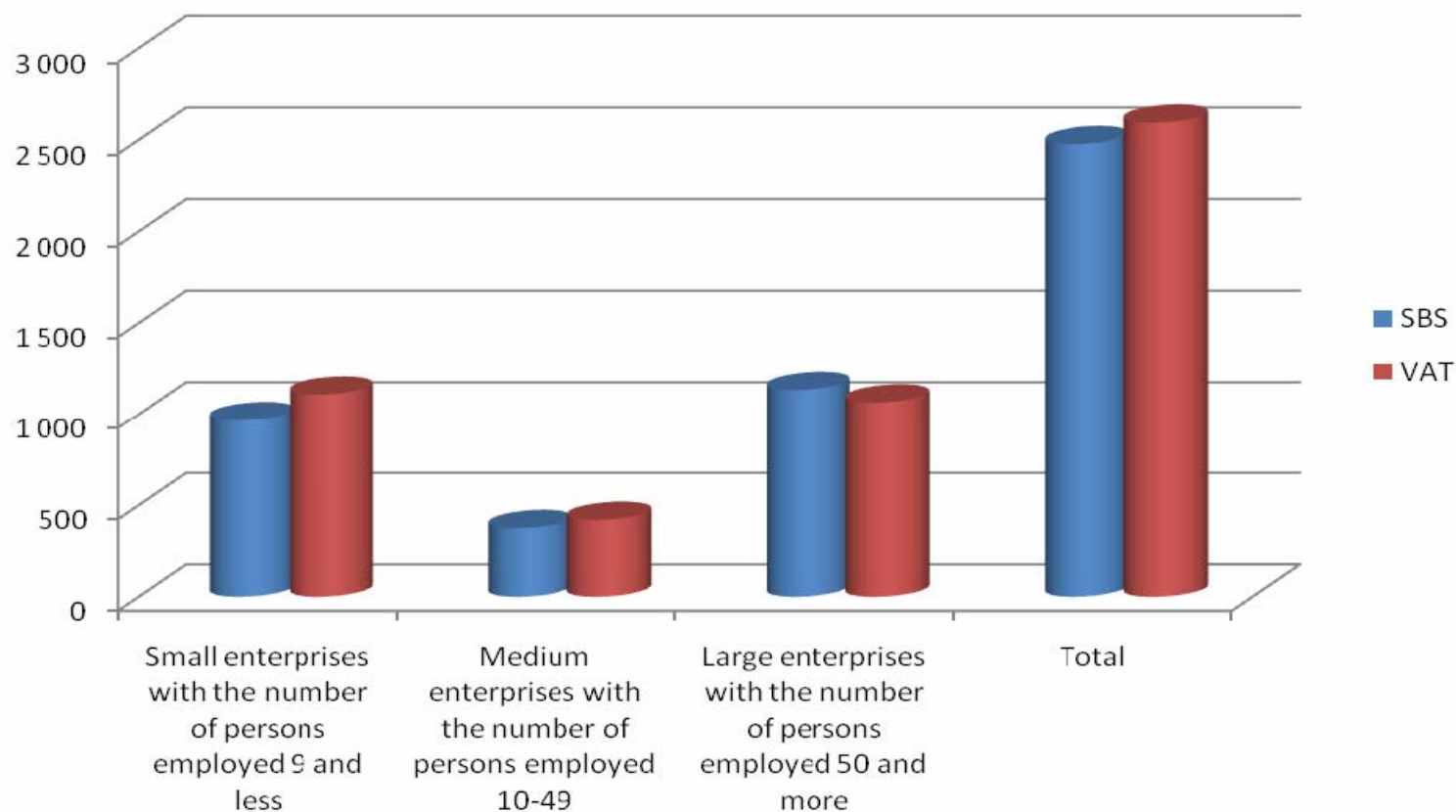


Public statistics in Poland - methods of data collection



Administrative data sources

7120 Technical testing and analysis
Comparison of turnover in mln PLN basing on structural business statistics and VAT data



Publications on Technical Resting and Analysis at the national level:

- **Internal market** (electronic publication – available at http://www.stat.gov.pl/gus/5840_746_PLK_HTML.htm)
- **Quarterly macroeconomic indicators** (electronic publication available at http://www.stat.gov.pl/gus/5207_ENG_HTML.htm)

